




Phonics Homework



Sounds Keyring



Mini sized phonics cards with matching pictures to support. Please scan QR for example video. Please use these to support pg 1 & 2 of phonics folder. You can also dismantle them and use them for your own games. Please be as creative as you wish and link with children's interests at home. E.g. Snap, bingo, treasure hunts, splat the sounds, school role play etc. Please scan QR code for video link the children use in class.



m	a	s	d	t	i	n
p	g	o	c	k	u	b
f	e	l	h	r	j	v
y	w	z	x			

Page 1—Sounds

Please support your child to practise the sounds the letters make rather than letter names. Please make sure you are using the pure sound (smallest sound) rather than add 'uh' or 'er' to the end. E.g. mmmm rather than muh. Please scan QR for video example.




Page 2 — Words

The children are familiar with the instruction 'Fred Talk, Read the Word'. This means for them to say the individual sounds and then blend them together. They may not hear it first time but we encourage them to repeat it increasing speed so it merges together. If your child is struggling to hear the word then please repeat it exaggerating each sound. Please scan QR code for example video that the children also use in class.




Word Time - Fred talk, read the word		
at	mat	mad
dad	sad	sat
Highlighted words your child is confident with	Please practise the words NOT highlighted.	School staff will highlight and update the grid. Please don't highlight at home.



Word Time Book (separate booklet)

This booklet includes games, puzzles and activities using the set of words on page 2 of their phonics folder.



Tricky Words Keyring

Tricky words are words that are not phonetically regular so the children cannot use their sounds to Fred Talk and read them. We have learnt them as red tricky words and they are words we just need to remember. The children love using the songs to learn and remember them and have added actions to many. Please scan QR code for video link.



I	the	a
to	no	go
Highlighted words your child is confident with	Please practise the words NOT highlighted.	School staff will highlight and update the grid. Please don't highlight at home.

Page 3 — Tricky words

Please practise the words using the keyrings and be as creative as you wish to make up games (as suggested above).

Please do not highlight the grids at home, we will update and issue the next stage. There isn't any time limit for the homework so please take it at a pace suitable for your child and many of the games can be repeated. We have a number of these sets to send home over the next term so they will cover the range of sounds. Please ensure they are left in their bookbag as we will also be using them in class. If you have any questions please send me a message on ClassDojo.