

Year 1
Phonics Screening Check


Parental Information Workshop
May 2024



What is Phonics?

Phonics is simply the sounds that letters make.

The children learn these sounds to then blend them together to read words and to decode words into sounds to spell them.



Here at Harwich Community your child is following the Read Write Inc phonics programme where they complete daily reading and writing activities.



<https://schools.ruthmiskin.com/training/view/wbwIqtZB/24NwFNMI>

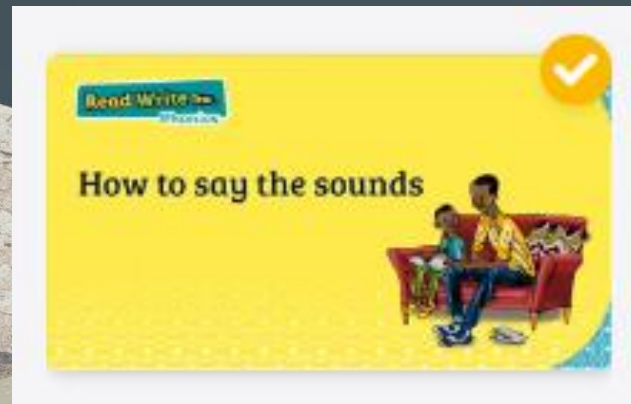
How do we say these sounds? (Fred Talk)

Tips on pronouncing sounds:

When you were in school, you may have been taught that c says 'cuh' (or curly c) and t says 'tuh', etc. However, when sounding out in phonics, it is important that the children keep these sounds short and unvoiced (without the 'uh' on the end). It is easier to do this if you whisper the sounds.

This is important because if we voice the sounds, it can make sounding out the words difficult.

For example, the word 'fluff' is 'f-l-u-ff' but if we add the voiced 'uh' on the end of each sound, it would be 'fuh-luh-u-fuh', or 'ferleruffer'!



<https://schools.ruthmiskin.com/training/view/PvuEym5K/k3yYRk9t>



Phonics Selfie!!



Grab your
phone and
have a go!





Special Friends



Digraphs – 2 letters = 1 sound E.g. ch in chop

Trigraph – 3 letters = 1 sound E.g. igh in light

**Split digraphs – 2 letters not next to each other = 1 sound
E.g. a-e in cake**


Special Friends?



Fred Talk



Read the Word




<https://schools.ruthmiskin.com/training/view/7tWK0k4F/QEAQrGy5>

What is the Phonics Screening Check?

The Phonics Screening Check is designed to confirm whether individual children have learnt phonic decoding and blending skills to an appropriate standard.

Year 1 Children across the country will take the test throughout the week beginning the 10th June.

Each child will sit one-to-one and read each word aloud to a teacher.
40 words = 20 real words + 20 nonsense words
Approx. 5-10 minutes



<https://schools.ruthmiskin.com/training/view/OGvOL80z/y0PPKASS>

Let's try...



<https://www.youtube.com/watch?v=fOwfFX8wESk>



https://www.youtube.com/watch?v=Y28ipm_v_q8

Special Friends?



Fred Talk



Read the Word



Other support strategies:

- Draw sound buttons (dots & lines) to identify sounds

jearf 

haunt

cake

fighter

thawj 

- Chop up longer words in half and then join together

Special Friends?



Fred Talk



Read the Word



Support at home

- Practise and recognise all the different type of sounds.
Remember to use the PURE sound.

I-Spy style games to find a sound in book, sign, newspaper, packaging.

- Make up real and nonsense words including all the different type of sounds. *I will send extra copy of sound mat home for you to cut up and make puzzle/games etc. Spaghetti letters, foam letters, be as creative as you like...*



- QR Codes – Practise word lists

- Homework Sheets – Add dots & lines

- Phonics Games – Interactive games

<https://www.phonicsplay.co.uk/resources/phase/2/picnic-on-pluto>




Reporting to Parents

We will report your child's result to you by the end of the Summer Term. It will confirm if they have or have not met the threshold. If your child does not achieve this level then they will retake the test in Year 2.

All children are individuals, and all develop at different rates. The screening check ensures that teachers understand which children need extra help with phonic decoding.

They have not failed!



The more that you
READ, the more things
you will **KNOW**.
The more that you
LEARN, the
more places
you'll **GO**.



I Can Read with My Eyes Shut! by Dr. Seuss

Dr. Seuss™

™ & © 1960, 1988 Dr. Seuss Enterprises, L.P. EarlyMoments.com



