




Goldilocks and
The Three Bears
Jack & The
Beanstalk
The Three Billy
Goats Gruff
Sleeping Beauty
The Princess &
The Pea
*And other well
known
favourites*



Fairy Tales Summer 1 Nursery





How Do Beanstalks Grow?

What is a castle?

How can we help the Billy Goats cross the River?

Can you build a home the Big Bad Wolf can't blow down?



Nursery Skills Communication and language

To listen to traditional stories and retain key vocabulary.

To be able to answer questions and share opinions using the relevant vocabulary.

To be able to talk about the setting, characters and the structure of the story.

to be able to use connectives e.g. Once upon a time and then.



Prime Areas

Nursery Skills

Personal Social & Emotion

To be able to initiate play with peers and keep play going by giving ideas.

To become more outgoing with unfamiliar people.

To show more confidence in new social situations.

To begin to find solutions to conflicts.

To show an awareness of how others may be feeling.



Nursery Skills

Physical Development

To hold the pencil confidently, using the tripod grip forming some letters correctly

To be able to use scissors confidently and make snips

To run skilfully and be able to negotiate space.

To mark make using a comfortable grip when using pencils and pens.



Expressive Art & Design

Specific



Nursery Skills Mathematics

Practical problem solving with numbers up to 5.

To select and use shapes appropriately in play, combining them to make models and enclosures.

To develop fast recognition of numbers 1-6.

To use relevant mathematical vocabulary

To begin to make sensible comparisons between objects relating to size, length, weight and capacity.

To begin to describe a sequence of events accurately.

To recall simple facts about a familiar journey.

To Subitise to 6.

To use puppets and props to act out different traditional stories.

(Art Link)

To make masks for role play.

(DT/Art Link)

Sing familiar songs in the correct tone and changing melody if appropriate.

(Music Link)

Uses available resources to create props to support role-play.

(DT/Art Link)

To use available props to develop stories and make imaginative play more purposeful.

(DT/Art Link)

To show different emotions in pictures clearly.

(Art Link)

To begin to draw with increasing control, representing features and detail clearly.

(Art/ Link)

To explore creating using a variety of media

Nursery Skills Knowledge and Understanding

To listen to traditional stories such as Goldilocks and Three Little Pigs and talk about the habitats.(Science Link)

Talk about the life cycle of a plant and animals.(Science Link)

To use their senses to explore the world around them.

(Geography/ Science Link)

Children to talk about significant events in their life with confidence.

(History Link)

To know that there are different countries in the world and talk about the differences they have experiences or seen in photos,

(Geography Link)



Nursery Skills Literacy

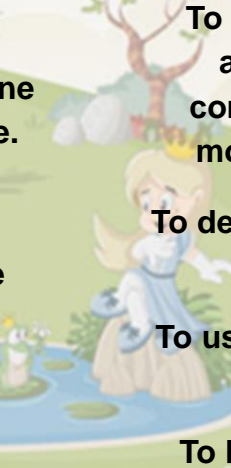
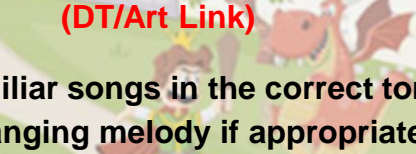
To identify some of the pictures linked to RWI sound.

Some Children will begin to identify some sounds during oral blending games.

To begin to make predictions about a story, sometimes supported by an adult with vocabulary.

To identify sounds in the environment

To find their own names at snack and registration



Nursery Music Skills

Songs

Jack & The Beanstalk

5 Little Speckled Frogs.

Twinkle Twinkle Little Star

Row, Row, Row Your Boat

I'm A Little Tea Pot

Baa Baa Black Sheep

Head, Shoulders, Knees and
Toes.

The Wheels On The Bus

Little Miss Muffett

A Sailor Went To Sea, Sea,
Sea

When Goldilocks Went to
the House of the Bears

listen with increased attention to sounds.

Respond to what they heard expressing their feelings.

Play instruments with increasing control to express their ideas and feelings.

Use drawing to represent ideas like movement or loud noises.

Pupils will enjoy joining in with dancing and ring games.

Sing familiar songs and begin to move rhythmically.

Sing the pitch of a tone sung by another person.

Sing the melodic shape (moving melody, such as up and down and down and up).

Create their own songs or improvise around one they know.

Imitate movement in response to music and tap out simple repeated rhythms.

Explore and learn how sounds can be changed.

Sing to self and make up simple songs and rhythms.

Notice what adults do, imitate what is observed and then do it spontaneously.

Tap a pattern to music /make up their own pattern to music with tap sticks

